



SOCIAL HOUSING FINANCE CORPORATION

Enhancing People's Lives and Empowering Communities through FAIR Shelter Solutions

SOCIAL HOUSING FINANCE CORPORATION
 A wholly-owned subsidiary of National Home Mortgage Finance Corporation
STATEMENT OF CASH FLOW
 As of March 2017

Cash Flows from Operating Activities

Cash Inflows:

Amortization Collections	244,570,190.80
Business & Service Income	20,335,850.21
Other Income & Receipts	352,837,785.72

Total Cash Inflows

617,743,826.73

Cash Outflows:

MCR- Take -Out	279,635,613.01
Set-up and Payment of MCR (final 50%)	42,809,223.16
Payment of Personal Services	46,656,559.83
Payment of Maintenance & Operating Expenses	33,486,435.14
Advances to Contractors (recoupment)	(15,205,920.46)
Payment of Origination Fee	6,656,743.74
Remittance of MRI premiums (Enrollment & Renewal)	14,950,635.13
Refund of Excess Payments	1,130,874.18
Loans Receivable from Officers & Employees	1,400,000.00
Receivables from GOCCs/Others	4,154,938.53
Taxes, Premiums & Fines	21,438,851.07
Remittance of SSS/Pag-ibig/Philhealth	2,183,989.93
Payment of Premium on Fidelity Bond	7,625.00
Interest portion of amortization payments	904,425.03
Collection Servicing Fee	1,144,225.81
Purchase of Office Supplies	724,457.00
Guaranty Deposits	25,733.89
Advances to Procurement Services (PS)	195,705.90
Prepayments	452,231.53

Total Cash Outflows

442,752,347.42

Total Cash Provided (Used) by Operating Activities

174,991,479.31

Cash Flows from Investing Activities

Cash Outflows:

Payment of Long Term Liabilities (Amort. Of office building)	2,582,033.87
Purchase of Office,IT,Communication Equip/Library Books	645,561.00
Investment in Real Properties for Development and Sale	44,644,976.49
Purchase/Construction of Buildings/Furnitures & Fixtures	735,116.00

Total Cash Outflows

48,607,687.36

Total Cash Provided (Used) by Investing Activities

(48,607,687.36)

Cash Flows from Financing Activities

Cash Outflows:

Cash Payment of Financial Expense for Technical Assistance	12,319,553.26
--	---------------

Total Cash Outflows

12,319,553.26

Total Cash provided (used) by Financing Activities

(12,319,553.26)

Cash Provided by Operating, Investing and Financing Activities

114,064,238.69


Add: Cash & Cash Equivalents - Beginning

4,894,610,870.50


Cash & Cash Equivalents - Ending

5,008,675,109.19


Prepared & Certified by:


DANTE M. ANABE
 Manager, FCD

Recommending Approval:


EDUARDO T. MANICIO
 Executive Vice President

Noted by:


MA. ANA R. OLIVEROS
 President

